






How to protect Your Garden Shed and other Small Buildings

CHECK that the fabric of your shed is in a good condition – light timber sheds can be entered simply by removing boards from its sides. Don't leave valuable items such as lawn mowers inside.

IMPROVE your security:

-  Fit a good lock, bolted through the door and reinforced at the back with a steel plate. The hasp should have concealed screws.
-  Use a 'close shackle' padlock, made of hardened steel and at least 2.5 inches in width, with no less than five pins.
-  Fit an alarm. Shed alarms are relatively inexpensive, easy to install and can be battery or mains powered.
-  Fit all windows with a grille fixed to steel plates inside the shed. If the glass is fitted from outside or its beading is accessible, fix it in place, with an adhesive or rubber sealant.



USE the locks at all times, even if you are only popping inside for a cup of tea, and never leave items unattended. It only takes a minute to remove property.

REGISTER your property on www.immobilise.com

IMMOBILISE 
PROPERTY CRIME

POSTCODE all property such as ladders, lawn mowers, hedge trimmers, and garden furniture. This can be done using an ultraviolet marker, engraving, stamping or paint. You can also scratch your details with a sharp edge or use a soldering iron.

PHOTOGRAPH valuable garden equipment or ornaments – it will be easier to identify them if they are ever stolen.

LADDERS should be secured, preferably horizontally to a wall.

CHAIN expensive items such as bicycles to the structure of the building.

233_01

How to protect Your Garden Shed and other Small Buildings

OUTDOORS. Install movement sensitive security lights. Don't underestimate the effect of good lighting as a crime prevention measure.

- Keep shrubs, hedges and large plants cut back. If someone is in your garden to remove property and can be seen, they feel vulnerable and are likely to be deterred.
- Keep your boundary fences, walls and gates in good repair as they can be a useful barrier to a potential thief.
- Get your neighbours to keep an eye on your garden and do the same for them. Report anything suspicious to the police as soon as possible. Remember – it's not being nosy, it's being sensible.

ALLOTMENTS are harder to protect but much of the above advice can be applied to them. Get to know your neighbours on the allotment, if they know you they are more likely to be suspicious if someone else is on your plot. Remember - don't leave expensive equipment on site if you can avoid it.

GARAGES. Ensure the structure is sound and in good condition, especially timbers around the doors and any windows.

- Up and over doors should be fitted with an additional lock to the one provided, preferably a hasp and staple with a padlock. This should be firmly secured into the ground and bolted through the bottom of the door, reinforced with a steel plate.
- Keep timber doors well maintained, hinges secured by bolts and locked by good quality mortice locks. Screws should be avoided, but if used, should be concealed or the heads damaged to prevent removal. The leading door should be secured by an internal slide bolt, top and bottom.
- Separate access doors should be fitted with a good quality 5 lever mortice lock. Main garage doors should be internally secured with at least one key operated lock.
- Fit a small alarm or, if possible, include your garage on your house alarm.

PAN FYDD
YN LLAI
PWYSIG
NA 999



101

WHEN
IT'S LESS
URGENT
THAN 999

Os yw eich diogelwch
personol dan
fygythiad deialwch



999

is the number to call
if your personal safety
is under threat